

**Lophira
glass**

PRODUCTS



something **more**







Lophira glass



nearly
4 millions ft²
of production
space

14 000
trading
partners

9 000
products
every day

windows		uPVC	IDEAL 4000	10	S9000	16	
			IDEAL NEO	12	ENERGETO 8000	18	
			BLUEVOLUTION 82	14			
		Aluminum	REYNAERS CS77	20	MB-79	28	
			REYNAERS SL38	22	MB-86	30	
			IMPERIAL	24	MB-FERROLINE	32	
			MAXLIGHT	26	VS 600	34	
		Wood	NATURO 76	36			
	Personalize your window	GRIDS, HANDLES, ACCESSORIES, COLORS				38	
doors		uPVC Aluminum Steel	EKOLINE ALULINE	48	EKOVITRE	50	
		uPVC	CLASSICLINE	52	MODELS	54	
		Aluminum	DESPIRO	58			
		Personalize your doors	THRESHOLDS, HANDLES, ACCESSORIES				62
sliding doors		uPVC	MULTISLIDE	70	EVOLUTIONDREIVE 82	74	
			SMARTSLIDE	72	HST 85	76	
		Aluminum	FOLDLINE	78	MB-77 HS	84	
			CORVISION	80	ULTRAGLIDE	86	
			CORVISION PLUS+	82			
screens		For windows	FLAT SCREEN			90	
		For doors	OPENING SCREEN			90	
		For sliding doors	FOLDING SCREEN			90	
			SLIDING DOORS			90	
interior doors		Interior doors	SELECTED MODELS				94
garage doors		Infiniti	INFINITI QUIET			99	
			INFINITI SAFE			99	
			INFINITI PREMIUM			99	
pergolas		Aluminum pergolas	NUUN ECO				102
all in one		Window Door Garage door	ALL IN ONE				106



About Company

Lophira Glass is a leading provider of windows and doors, having over 20 years of experience in the industry. What makes us unique is constant development, ability to adapt to changing market trends and offers tailored to the needs of our Clients.

Innovation & awards

In December 2021, our products were prized with the award for the most innovative entrance door on the market. The competition was organized by the Window+Door Magazine. The aesthetic of the door enhances the panel technology on both sides that is flushed with the frame and equipped with an optional fingerprint scanner. In 2022 Window + Door Awards announced that our product Cortizo CorVision Plus is an Honorable Mention in the "Patio, Multi-slide, Multi-panel Door" category. Our products rocks! And so we rock with them!



Trade Shows

We already know you well! For the first time, in 2019 our products were at the NAHB IBS in Las Vegas and were met with a great satisfaction and positive attitude. And so our products were showcased at a few others Build Shows including Orlando, Las Vegas, Chicago and New York in last few years. Each of these show were presenting our best solutions prepared for the US and global markets!

Products & delivery

We offer a wide range of window and door systems made of uPVC, aluminum, steel and wood. We constantly develop our range of products. In our offer clients may find windows, doors, sliding systems, insect screens, garage doors, roller shutters and fences. Our products are properly secured for sea or land transportation. The process from order to the shipment of goods is made in the shortest time on the market.




Quality confirmed

Manufacture of our products is based on the modern ISO quality management system and it is regulated by certificates confirming their quality and safety. Quality of our facilities and selected products are confirmed by Keystone inspections. In addition, some products have tests in accordance with AAMA, NFRC, STC/OITC, and TAS.

Modern technology

Production takes place in 7 modern manufacturing plants. Our products are manufactured with the highest quality materials from prestigious European suppliers.





CHICAGO, USA



NEW YORK, USA



RACIBORZ, POLAND



RONSE, BELGIUM




HEER HALEWIJNPAD, NEDERLAND

projects all over the world



CRACOW, POLAND



NEW YORK, USA



Successful investments and attention to the quality of our products at every stage of production have created a strong brand that is known not only in Poland but also in 35 European countries, and also in North America and Australia.



uPVC

WOOD



WINDOWS

Multiplicity of profiles' shapes, their colors and additions make our windows a perfect decoration not only for the elevation but also the building's exterior. Modern technologies used in each element guarantee the required comfort of the interiors.



ALUMINUM

uPVC

A wide range of products, possibility to create different shapes of constructions and the richness of available accessories are the qualities that definitely make uPVC windows stand out among other types of windows.

ALUMINUM

Modern design of profiles, possibility to create wide glazing areas with a use of slim profiles, additionally - atypical construction solutions and total freedom in color selection are the features that distinguish aluminum windows.

WOOD

From the unique line and colors of profiles that also allows to keep the natural wood grains visible, to the pleasure in touch during operation - these are the features that distinguish wood windows.

Ideal 4000

uPVC



casement

inswing

fixed

AW₇₀

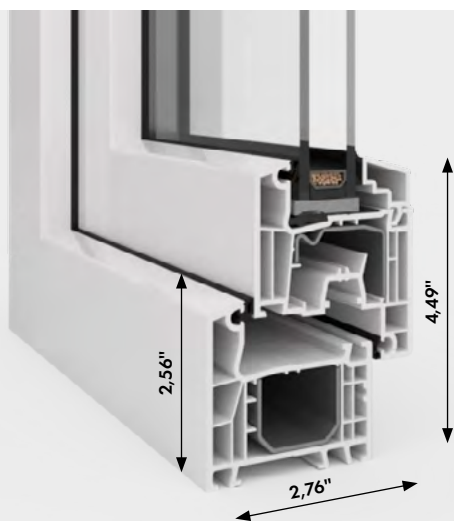
Fixed window

CW₅₀

Tilt/Turn window

0.27

U - factor
with double glazing



Most universal system of uPVC windows. It is generally used with a dual glazing package. It allows making windows that open to inside - dual action window type - as well as classic that open to the outside - casement windows. This is the only uPVC system where mounting method can be done in two ways - with a use of clips and nailing flange.

V-super weld

When the welding process is complete a low groove is created in place where the profiles' connection was made. The weld guarantees durability of corners on the highest level, in the same time keeping an appropriate look of the final product.



Hardware options

Hardware that provides safety and comfort of use. For windows opening inward there is a choice for opening from Tilt, Turn to Dual Action Window (DAW). In case of DAW windows, they always have a micro ventilation function and additionally they may be equipped with Tilt Before Turn function.



Nailing flange

The system allows to choose a Nailing flange which in the production process is welded along with the frame's profile creating a strong, uninterrupted connection on the entire window's circumference.



Ideal NEO

uPVC



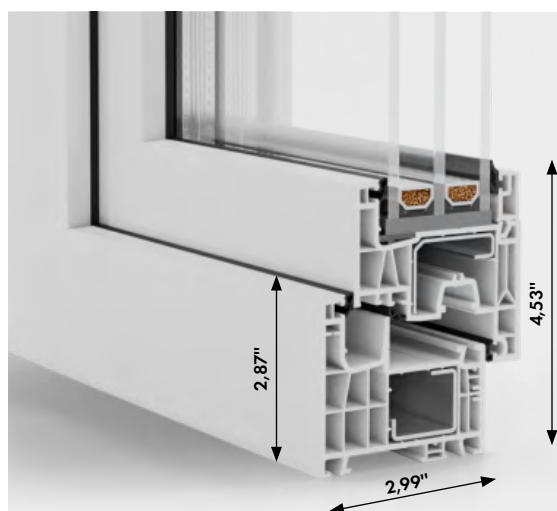
Inswing



Fixed

0.27

U - factor
with double glazing



Ideal Neo offers a unique design with simple line and strong edges. The main advantage of this system is its lightness and elegance. Ideal Neo is a system based on innovative technologies. Window can be made in few different variants of profile, so you can get exactly what is needed. It has 2 or 3 gaskets, also possible with a flush sash. Nailing fin is also available as an easier installation method.

2 or 3 gaskets

You decide what you need. Profiles which look the same from the inside, may vary from the outside. MD version with additional third gasket between frame and sash profile give you a better water resistance.



Simple shape

No matter which version you choose, each of them are edgy. This aspect give modern line for uPVC window and makes it look similar to aluminum windows.




More possibility

If need more than standard uPVC window, you can choose version with flushed sash or Energeto NEO version which is perfect choice for passive building.



BluEvolution 82

uPVC



AW₁₀₀

Inswing Casement

39/47

OITC / STC

0.15

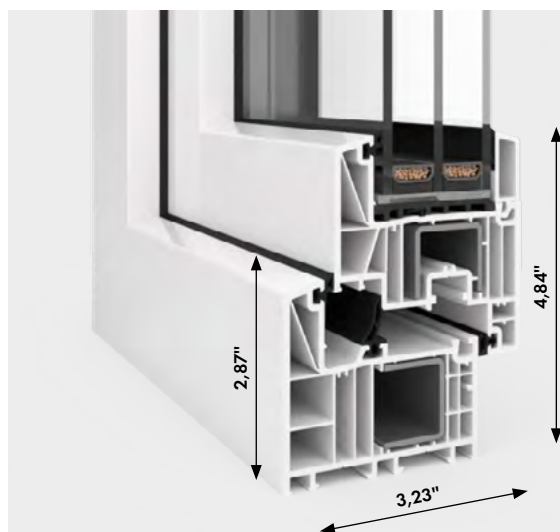
U - factor
with triple glazing



inswing



fixed



System that combines innovative technologies with best thermal parameters. A great advantage is the high quality uPVC material used, it is at the same time characterized by a unique, shiny, snow-white color. Profiles have a six chamber build which guarantees a heat comfort, and the 3 gasketts between the frame and the sash, guarantee high water resistance.

Multi-point locks

Hardware which guarantees the comfort and safety of use by hooks that are placed around the entire frame - standard ones as well as anti burglary ones.




V-perfect weld

Creates almost invisible welding. Connecting profiles in this technology is perfectly refined which provides a proper durability of corners, in the same time keeping best aesthetic values on the joinery market.

Hinge options

Window hinges can be visible inside the room or hidden completely. Each version that we offer allows us to use sashes where the total weight even exceeds 220 lb.



S9000

uPVC



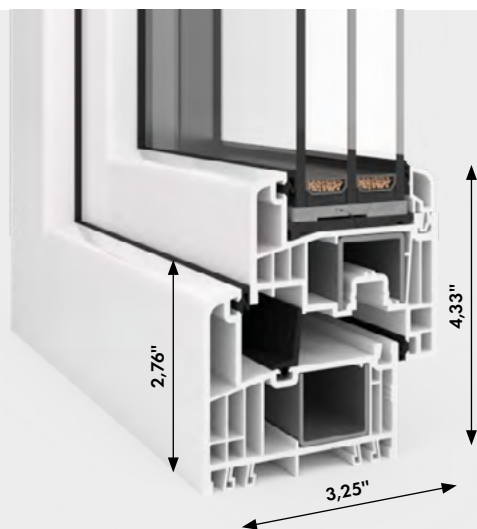
inswing



fixed

0.15

U - factor
with triple glazing



Window system that allows to create big windows with glazing inset on dry in a special, patented technology called STV. Additionally with a use of Lumaxx sash, the connection between frame and the sash can only have $4 \frac{1}{16}$ " which constitutes as the thinnest construct for an operable window made in uPVC.

Choose your handle

Selection of door handles allows to match them to their interior, so beside basic models in different colors, there are also handles available with sharp shapes or even well rounded.



Glazing tape

Technology of glazing inset on dry - STV. Selection of such solution allows to increase the maximal size of a window, in the same time providing an easy assembly and disassembly of the glazing used.



Acrylcolor technology

Unique technology of dyeing the profiles' surface with a use of acrylic glass during the process of extrusion. It provides durability, resistance to aging or damage and it is characterized by a homogeneous surface which is easy to clean.



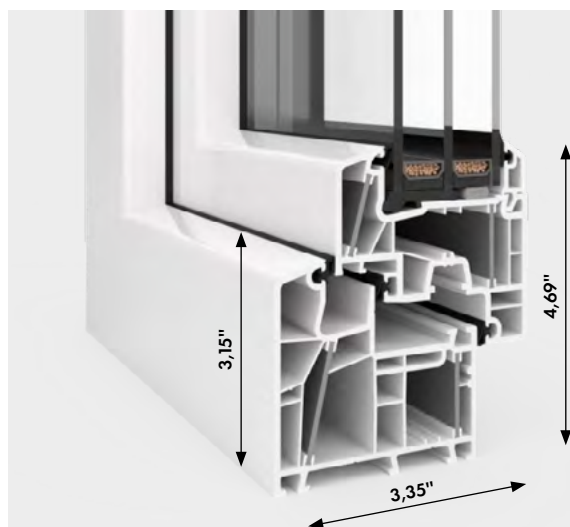
Energeto 8000

uPVC



0.14

U - factor
with triple glazing



The most advanced technologically uPVC systems. Special technology of composite reinforcements allows to create profiles without steel inside them, and in combination with triple glazing packages it constitutes the best solution in terms of window's thermics, which has been proven by passive house institute certificate.

Composite reinforcement

Standard steel reinforcement which can be found in other uPVC windows, in this system it has been replaced by specially designed inserts made of plastic.



Aluminum cover

Optional aluminum covers which allow to combine a high functionality of uPVC windows with a modern, aluminum finish on the exterior.


ADA Compliance

Possibility to lower down a handle below 8" or change its' location from a side to bottom position due to the use of Comfort Hardware - it provides comfortable use for disabled people, consistent with ADA requirements.



Reynaers CS77

ALUMINUM



casement



inswing



fixed

DP₆₅

Fixed / Casement window

0.25

U - factor
with triple glazing



A frequently chosen window and door system due to its versatility. CS-77 aluminum profile is equipped with thermal break and made out of the highest level components. It ensures good tightness parameters and is a right choice for commercial projects and residential building. The system passed a lot of tests for structural and thermal properties and it is right options also in Florida market.

Versatile system

You can choose not just smaller or bigger windows in few different type of opening, but also balocny door or even exterior door.



Safety first

This system passed hurricane test and has Florida Approval. A special version of glass and hardware together with this system made it possible to pass this restricted test.



Additional options

In CS-77 system you can choose both - very high thermal properties of profiles together with a huge range of colors. Don't know which color to choose? Get to know with our RAL color pallet and decide for the most suitable for you.



Reynaers SL38

ALUMINUM



AW₁₀₀

Fixed window

0.30

U - factor
with double glazing




casement



inswing



fixed



The perfect system for customers who expect more. Possibility to use profiles with various external designs (Classic, Ferro, Cubic). Thin window profile, providing more light inside. Various variants of fittings and special profiles allow you to choose windows that open outwards or inwards, as well as matching accessories. All this is provided by one system - SL38, and that is why it is worth paying attention to.

Hidden hinges

Typically, windows that open inwards have visible hinges inside the room. Choosing hidden hinges in this system will give you a modern look to the entire product.



Opening options

You can choose between inward and outward window, Both opening types have few options of handle in various colors.



Match screen perfectly

There are two type of screens, which were specially designed for this system. They perfectly match and can be prepared already with a frame. Additionally, they match all colors from the RAL color palette.



Imperial

ALUMINUM



inswing




fixed

CW₄₅

Dual action window

0.29

U - factor
with double glazing



Universal, aluminum window system. It is characterized by a wide range of available profiles, as well as an extruded frame with nailing flange. Additionally, profiles in this system can be also used for creating arched windows. This system guarantees achieving required esthetics and durability of the construction.


Nailing flange

The system allows to choose a frame with a nailing flange, which is made in the profile's embossing stage, creating the best variant for this type of solution.




Flush fit

System that is characterized by a simple form and flushed frame and sash's profile from the external side.



Choose your handle

Selection of door handles allows matching them to their interior, so beside basic models in different colors, there are also handles available with sharp shapes or even well rounded.



MaxLight

ALUMINUM



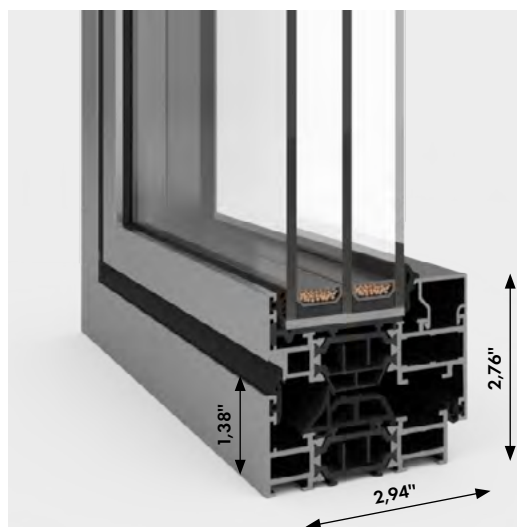
inswing



fixed

0.17

U - factor
with triple glazing



Modern aluminum, window system for commercial application. Windows are distinguished by thin connections between the frame and the sash, no matter what model is chosen, each one has its own different specifications in terms of design.


Choose your style

Modern, Steel or Invisible – decide which style in this system is best for your project. Each profile has a completely different line, and each is characterized by the highest standard of manufacture.



The thinnest profiles

Independently on a chosen line, the system has the thinnest possible connection of the frame with the sash ($2\frac{3}{4}$ ") and the thinnest post while selecting windows with greater amount of glazing in a one frame.



Hinge options

Hinges selection does not end on their version - visible and hidden. What is important also that it is possible to match the weight of the sash in a range from 220 lb to even 440 lb.



MB-79

ALUMINUM



100_{psf}

Air pressure - TAS 202

grade 10

Forced entry - TAS 202

0.30

U - factor
with double glazing



Universal window system which is characterized by a small construction depth, keeping thermal and structural parameters on a proper level at the same time. System that allows to make windows with double as well as triple glazing.

Color palette

Each of the offered aluminum systems, including this one, allows to choose a color in the entire RAL color palette, and beside them there are also different wood-like, decorative options available.



Choose your handle

Selection of handles allows matching them to the interior, so beside basic models in different colors, there are also handles available with sharp shapes or even well rounded.



Drainage options

Drainages are placed on the external side and are behind the covers in different colors available. Alternative drainage can be made from the bottom of the frame's profile, obviously providing a proper drainage under the window.



MB-86

ALUMINUM



casement



inswing



fixed

AW₆₀

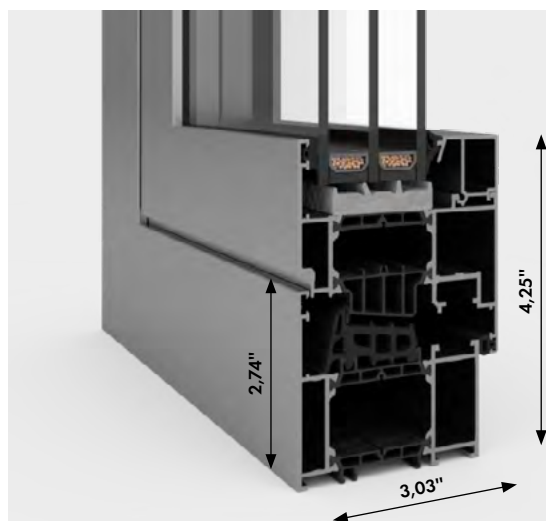
Dual Action Window

35/41

OITC / STC

0.30


U - factor
with double glazing



Well developed window system intended for commercial constructions. Possibility to make windows that open to inside as well outside, possibility to make big constructions, good thermic insulation and a common construction depth with a collection of Despiro doors are the system's greatest advantages.

Hidden Sash

Beside the standard profile version, there is also one with a hidden sash from the external side.



Movable post

Window option with a moveable post is available in almost any window system. It allows to make a window without an additional post in the frame, thanks to which while opening both sashes it creates an open space.

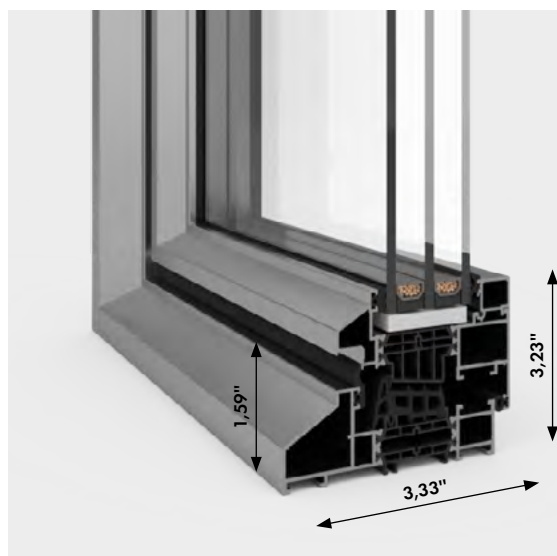
Hinge types

For every type of opening there is a special type of hinges assigned. In case of outward casement windows there are special multibar hinges.



MB-Ferroline


ALUMINUM



Aluminum window system that constitutes an imitation of old, steel windows, which makes it perfect in case of historic buildings. Possibility to use best triple glazing with additional insulator - it guarantees high thermal parameters.

Thermal variant

In order to improve the thermal performance there is a possibility to choose profiles with additional thermal insulator SI.




Perfect connection

In the production process, the aluminum profiles are kneaded in the corners creating a durable construction with a perfect matching of each element.



Historical design

Unusual profiles' look in this system perfectly fits with historical buildings, but it may also be an interesting project in modern constructions.



VS 600

ALUMINUM



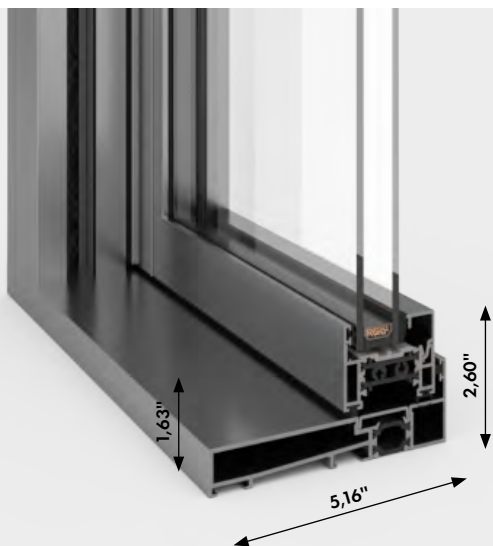
single hung



double hung

0.31

U - factor
with double glazing



Double hung construction is made of aluminum profiles. Beside the sliding option, there is also a possibility to make tilt or even fixed variants. Modern look on the internal side is complemented by a system of springs and sliding mechanism inside, creating a product that fits the buildings that are currently built.

Matched springs

Springs used in this system are always perfectly matched with the window's weight and dimensions which guarantees a smooth sliding and easy operation during its' use.



Chrome accessories

Chrome accessories such as handles and elements that limit the opening allow it to keep a prestige character of the entire window.



Opening options

Configuration of opening possibilities depends on the requirements. The bottom as well as the top sash can be slide, tilted or fixed.



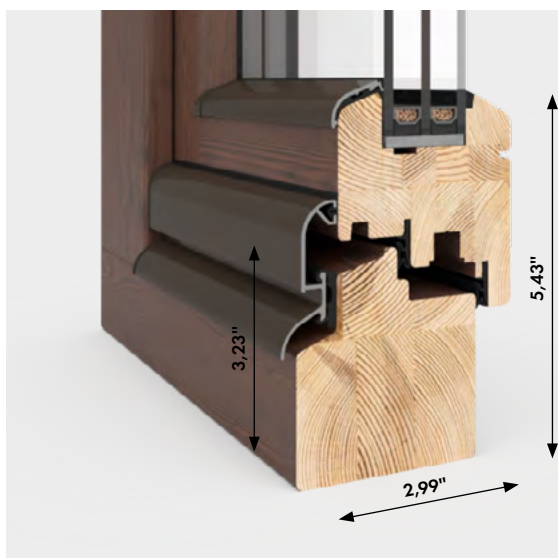
Naturo 76

WOOD



0.25

U - factor
with double glazing



Reliable profiles made of three or four layers of wood, covered with the highest quality varnishing layers, which guarantees windows' long term usage. Possibility to use triple glazing packages creates a style and quality of windows that also guarantees required thermal parameters.

Stylish connection

Wooden window system that is characterized by different profile connections in corners made of uPVC or aluminum, keeping straight horizontal and vertical lines.



Aluminum additions

In order to increase the durability and design's differentiation from the external side, windows may be equipped with aluminum drip or even aluminum covers on the entire external surface.



Choose your handle

Handle selection allows them to match with the interior. Available models also include the opening option, but no matter their shape and construction, they are available in several, different color versions/options.





PERSONALIZE **YOUR** **WINDOWS**

The beauty of windows is emphasized not only by well thought over colors, but also by a proper selection of additional options and accessories. Among additions and accessories that provide individual design there is a range of decorative and solar control glass, grids or even handles with impressive shapes and colors.



Glazing

SINGLE GLASS PANE



Glass form used in partition walls as well as in case of divisions/partitions such as glass doors, balustrades or even balconies. Single glass panes allow the use of different kinds of glass, including safe glass made of laminated glass VSG and tempered glass ESG.

DOUBLE GLAZED IG UNITS



Insulated glass unit is made of two glass panes where only one of them has a Low-E layer. This is a standard for basic window-door systems. In the space between the panes - created by a spacer - there is mostly argon (90%) which additionally lowers the center of glass U-factor.


TRIPLE GLAZED IG UNITS



Insulated glass unit is made of three glass panes where two of them mostly have a LowE layer. In the space between the panes there is mostly argon (90%) which all in all is a good choice for systems with increased thermal properties.

SPACERS

Significantly better thermal properties in comparison to the aluminum spacer and color matching in the inter-pane space to the gasket color or the entire window. These are qualities that the Swisspacer Ultimate spacer provides.



ACOUSTIC GLASS



Laminated glass where between the glass panes there is a special acoustic foil which provides better sound insulation of a room.



SAFE GLASS



Laminated glass and/or tempered glass provide increased safety. Their resistance to puncture or braking is matched to the client's requirements and the information about which glass has been applied is located in the corner.



FIRE PROTECTION GLASS



Fire protection glass is available in the EI 30 fire protection class (6/8 inch thick) or EI60 (1" thick). Fire protection glass is made of tempered panes of glass, between which there is a colorless hydrogel.



SOLAR CONTROL GLASS

Glass that provides a reduction in light and solar energy transmission to a room. Sun protection glass is offered with selective, absorption or even reflexive glass.

SELECTIVE GLASS


From the external side is covered with a special layer which reduces solar energy transmission that reaches the inside of the building, at the same time keeping relatively high levels of light transmission.

ABSORPTIVE GLASS

Dyed in a mass to brown, gray, green or blue color. The glass absorbs solar light by decreasing light transmission and amount of solar energy inside the building.

REFLECTIVE GLASS

Colorless or dyed in a mass to brown, gray, green or blue color. The glass is coated with metal oxide thanks to which the solar light is reflected from the glass pane which creates a mirror effect (to a different extent). It also limits the light transmission at the same time.



BIRD GLASS

An innovative glass, developed to reduce the number of bird collisions when clashing with glass barriers. Its special patterned coating allows birds to notice the barrier. Glass has been tested by the American Bird Conservancy (ABC).



DECORATIVE GLASS

Decorative glass is a perfect choice in case of windows, doors as well as partition walls. Depending on the pattern selected it may not only improve the privacy, but also brighten the interior which will make it optically more spacious and that is its' another advantage.

FROSTED GLASS

Achieving the effect of frosted glass is possible with a use of mat foil PVB (in VSG glass), thanks to the technology of acid-etching of one of the surfaces (Satinovo) and by sandblasting process.

COLORED GLASS

Transparent, half-transparent or non-transparent color propositions with different intensity. Apart from the recognized color technology, all layers guarantee traditional benefits which are characteristic to laminated and tempered glass.

ORNAMENTAL GLASS

Provides a wide range of possibilities in terms of design and allows a full personalization of one's space. Depending on the pattern, the clarity of the glass can be lower or higher which guarantees better control of privacy, brightening the space at the same time.



Clear



Mirastar



Parsol brown



Parsol grey



Parsol green



Stopsol Classic Clear



Stopsol classic grey



Stopsol Supersilver Clear



Satinovo Mate



Allddeutsch white



Allddeutsch brown



Chinchila white



Partially blasted



Crepi white



Delta white mat



Master-Carre



Delta brown



Flutes white mat

Grids

DECORATIVE GRIDS
BETWEEN THE GLASS
(GBG)



RECTANGLE SPACER BAR
BETWEEN THE GLASS



EXTERIOR APPLIED
SIMULATED DIVIDED
LITE (SDL)



SIMULATED DIVIDED LITE
WITH SPACER BAR
(SDLS)



The color selection of muntins depends on their kind and chosen window system.



Window handles

HANDLES **ALU**



HANDLES **KWADRO**



HANDLES **NEW YORK**



HANDLES TBT **1005A**



HANDLES **HAMBURG**



HANDLES **MOONLINE**



HANDLES **TOULON**



HANDLES **OVERTURE LOCK**



HANDLES **LUXEMBOURG**



HANDLES **DUBLIN/DUBLIN DE LUXE**



HANDLES **VICTORY**




HANDLES **ATLANTA**




Availability of a given handle model and the color is dependent on the selection of a window system.

Color palette


uPVC




White




Nut




Anthracitic




Anthracite gray
sand structure




Sheffield Light
Oak



Winchester




Jet Black Mat




Dark brown
x-brush



Golden oak



Alux DB 703




Grey Concrete




Brushed
aluminum

Choose one of the most popular colors or ask for a different one from 100 colors available.


ALUMINUM




ADEC D101




ADEC O102




ADEC M103




ADEC M204



ADEC B108



ADEC O205



RAL 9016




RAL 7001



RAL 3004



RAL 7016



DB 703



RAL 8019

Choose any color from the RAL palette or one of decorative colors that imitate wood.

WOOD



STONE PINE



OLD PINE



CYPRYS



IROKO



OAK



CALVADOS



KEMPAS



CHESTNUT



SIPO



FRAMIRE



SAPELI



AFRORMOSIA

Choose one of the presented varnishes if the wood grains are supposed to remain visible or any color from the RAL palette and cover the wood structure.

Limiters

An element that limits the sash opening and it is available for every system that we offer. It may be an opening limiter to 90 degrees or even 4".



Clips

Assembly anchor is in most cases a necessary mounting element for a window. Each system has its own matching model which may be always delivered along with a window.



Connection profiles

An element that connects two separate windows. It allows to make a connection in a straight line as well as in different angles creating bay and bow windows.





ALUMINUM



uPVC

Doors

The choice of doors depending on the need, is possible between uPVC, aluminum or steel construction. A full glazing made of a chosen type of glass, panels with an outer layer resistant to weather conditions or a choice of many variants available in the collection - this is a choice which is possible regardless of the system that has been chosen. The door can be equipped with many accessories which will improve its safety class and emphasize the aesthetic values.



STEEL

uPVC

UPVC door constructions are made on the basis of the most uPVC window systems that we offer, however the elevated (podwyższonych) profiles allow to keep a proper stability and durability of the door construction. In the bottom part, beside standard aluminum thresholds 1/2 inch high, also different solutions may be applied where the threshold and the floor are practically on the same level which is in compliance with ADA requirements.

ALUMINUM

Modern design and the highest level of stability and durability for many years make the aluminum door a remarkable showcase for a residence as well as commercial constructions. Aluminum doors can be made on the basis of aluminum window systems. Regardless of the system chosen, different threshold solutions with a height from 0 to 1/2 inch are available. Available in few of options of side opening hinge or as pivot doors in special designed system.

STEEL

Durable doors which are made of profiles with lowest height available, and additionally having roll hinges welded, these are the advantages that distinguish steel doors among other available models. Possibility to make thin profiles (przewiązek) dividing glazings and varnishing the entire construction in any RAL color, that complements the offer of our products.

EkoLine | AluLine

uPVC | ALUMINUM | STEEL



HPL - EkoLine
Aluminum - AluLine

XPS



HPL - EkoLine
Aluminum - AluLine

XPS

plywood



Collection of door panels characterized by a wide range of available models in a modern style. The outer surface of panels is made of HPL plate in the uPVC or aluminum window color, covered with a varnish in RAL color. Additionally, each of the available patterns around the glazing may be equipped with INOX covers. Technologies used during the production process guarantee high resistance to external conditions, and the choice of panel thickness from 1 inch to 2 inch guarantees proper thermal properties.

SELECTED MODELS **EkoLine** | **AluLine**

01 **EkoLine** **AluLine**



02 **EkoLine** **AluLine**



03 **EkoLine** **AluLine**



04 **EkoLine** **AluLine**



05 **EkoLine** **AluLine**



06 **EkoLine** **AluLine**



07 **EkoLine** **AluLine**



08 **EkoLine** **AluLine**



10 **EkoLine** **AluLine**



12 **EkoLine** **AluLine**



13 **EkoLine** **AluLine**



www.lophiraglass.com



EkoVitre collection is a series which is distinguished by a full glazing of a door sash with different models, sandblasted patterns on external glass panes of insulated glass (IGU). In order to provide a proper durability and safety, the external and internal glass is laminated, creating a durable double glazing package with thickness of 1 $\frac{3}{8}$ inch. Each pattern is matched to the door size and due that fact, what is visible becomes a reality creating everlasting elegance of the entire building.

COLLECTION EKOVITRE

01 EkoVitře



02 EkoVitře



03 EkoVitře



04 EkoVitře



05 EkoVitře



06 EkoVitře



07 EkoVitře



08 EkoVitře



09 EkoVitře



10 EkoVitře



11 EkoVitře



12 EkoVitře



13 EkoVitře



14 EkoVitře



15 EkoVitře



ClassicLine

uPVC



MDF with foil
XPS



Collection of panels designed for uPVC doors that will charm any user with their unique shapes. Classic line of embossed panels is made with a use of special technology for shaping mdf boards, which create the external surface of the entire panel. Inside there is a XPS foam which guarantees proper thermal properties. Panels are available in thickness from 1 to 1 3/8 inch. Range of colors allows to make them consistently with the veneers' palette available in uPVC doors.

COLLECTION CLASSIC LINE

01 ClassicLine



02 ClassicLine



03 ClassicLine



04 ClassicLine



05 ClassicLine



06 ClassicLine



07 ClassicLine



08 ClassicLine



09 ClassicLine



10 ClassicLine



11 ClassicLine



12 ClassicLine



13 ClassicLine



14 ClassicLine



15 ClassicLine



16 ClassicLine



18 ClassicLine



19 ClassicLine



20 ClassicLine



21 ClassicLine



Models

uPVC



Collection intended for constructions made of uPVC was made on the basis of experience on the door joinery market. With the use of a well thought over combination of posts a line of models combining glazings with panels in different configurations was made. The panel made of XPS foam, covered with HPL board can be 1, 1 $\frac{3}{8}$, or 1 $\frac{7}{8}$ inch wide. However, glass beside the default setup of the glazing package may be chosen individually in terms of thickness as well as type of glass used.

COLLECTION **MODELS**

02 Models



03 Models



04 Models



05 Models



06 Models



07 Models



08 Models



09 Models



10 Models



11 Models



12 Models



13 Models



14 Models



15 Models



16 Models



17 Models



18 Models



19 Models



20 Models



21 Models



COLLECTION **MODELS**

22 Models



23 Models



24 Models



25 Models



26 Models



27 Models



28 Models



29 Models



30 Models



31 Models



32 Models



33 Models



34 Models



35 Models



36 Models



37 Models



38 Models



39 Models



40 Models







An elegant door collection which is an attractive offer for the most demanding clients. Hidden hinges provide a clean line of flushed panel with the frame, whereas details that are created by inox covers and different variants of handrails made of stainless steel are the completion of exquisite design of the entire construction. Different thermal versions of used profiles and high waterproof qualities meet the highest demands. Doors made in this collection may have any RAL color and additionally chosen patterns may constitute a well composed combination with All in one collection.

COLLECTION DESPIRO

01 Despiro



02 Despiro



03 Despiro



04 Despiro



05 Despiro



06 Despiro



07 Despiro



08 Despiro



09 Despiro



10 Despiro



11 Despiro



12 Despiro



13 Despiro



14 Despiro



15 Despiro



16 Despiro



17 Despiro



18 Despiro



19 Despiro



20 Despiro



COLLECTION DESPIRO

21 Despiro



22 Despiro



23 Despiro



24 Despiro



25 Despiro



26 Despiro



27 Despiro



28 Despiro



29 Despiro



30 Despiro



31 Despiro



32 Despiro



33 Despiro



34 Despiro



35 Despiro



36 Despiro



37 Despiro



38 Despiro







PERSONALIZE **YOUR DOORS**

Accessories to doors we offer are not only a wide range of handles and handrails in different shapes and colors. Beside them, there are also additional technological solutions of applied hinges, thresholds or espagnolettes and even modern solutions in regards to the access control.



Door handles and handrails

HANDLE **VICTORY**



HANDLE **NEW YORK**



HANDLE **GREENTEQ**



HANDLE **H6**



FLAT HANDLE **PLUTON**



HANDLE **JOWISZ**



HANDLE **INOX 1200**



HANDLE **DG59**



KNOB **LONDON**



KNOB **PLUTON**



KNOB **FKS 1080**



HANDLE **35A/1200**



HANDRAIL **M1**



HANDRAIL **M2**



HANDRAIL **P GREENTEQ**



Door handles and handrails

HANDRAIL P1

HANDRAIL P5

HANDRAIL P8

HANDRAIL P10

HANDRAIL P45B

HANDRAIL P45

HANDRAIL DP
30

HANDRAIL DP
40



HANDRAIL DP
50

HANDRAIL DP
60

HANDRAIL DP
70

HANDRAIL DP
80

HANDRAIL DP
90

HANDRAIL DP
100

HANDRAIL DP
110

HANDRAIL DP
210



Aluminum threshold

Used in doors made of uPVC and aluminum, they are characterized by an aluminum construction with uPVC elements which provides better thermal properties. Each system has its own variant with a maximal height of $\frac{9}{8}$ inch.



Composite threshold

Threshold used in steel doors that have a rubber element in the top part. Its' standard height is $1\frac{3}{16}$ inch.



ADA threshold

A magnetic threshold solution designed for constructions that are in compliance with ADA. Technologically advanced solution which despite the flat construction guarantees a high waterproof properties, thanks to magnetic bars that create a tight connection between the threshold and the sash in a closed position.



Hinges

It is possible to use standard door hinges, hidden or even roll hinges. The availability of options is also dependent on the system chosen and the collection.



Door closers

Available door closers are supplied by reputable manufacturers, and their functionality can be improved by choosing a version with and without a blockade.



Access control

Accessories designed for personal identification are based on a numerical keyboard or even fingerprint reading and its verification in accordance with the database where personal data were previously inputted.







SLIDING **SYSTEMS**

Wide range of choice in uPVC and aluminum systems, from light constructions with small construction depth to large-size, lift-slide construction of HST type. The choice of thinner sliding systems creates an interesting alternative for balcony doors. HST lift and slide systems provide the possibility to create big glazing areas with a use of wide glazing packages, creating almost invisible connection with the outside world, keeping a high level of thermal comfort of the interior.

Multi Slide

uPVC

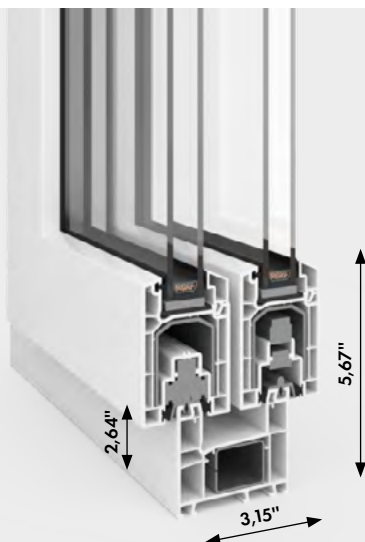


7' 10 1/2"

max height

5' 10"

max width of movable sash



Sliding constructions made on the basis of this system will work perfectly in places where there is no possibility to use a hinged patio doors due to limited space available. Additional advantage of this system is the possibility to use a triple track frame, which allows to achieve an effect similar to folding doors, where each sash that opens, imposes on the marginal unit creating an open space.

Multi Solution

You decide what you need - sliding system with 2 or more track, or special version of this frame with designed space for folding screen.



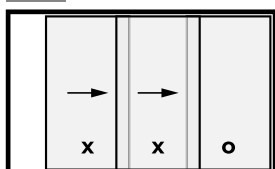
Brushes at the sash

Each sash has brushes in the connection with a frame which guarantees lower flow of the wind..

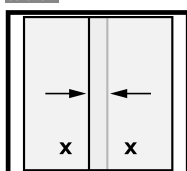


schema

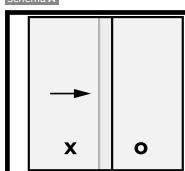
Schema An



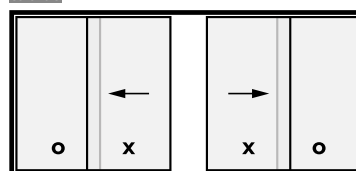
Schema B



Schema A

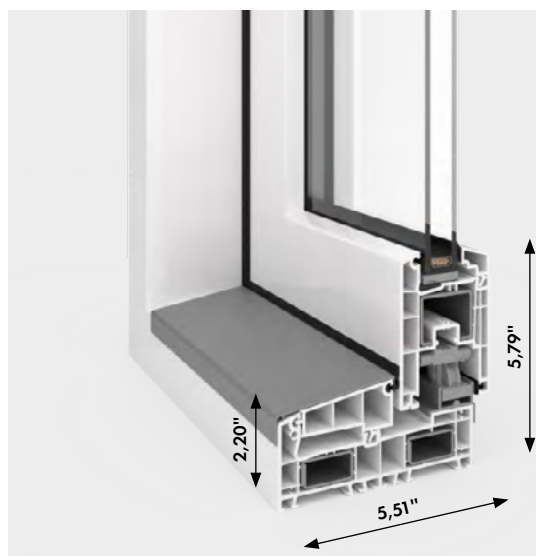


Schema C



Smart Slide

uPVC



Innovative closing mechanism that allows a simple and intuitive operation, similar to solutions that are used in lift and slide doors. A proper placement of gaskets around the sashes and possibility to use even triple glazing packages, guarantees high performance parameters of this product.

Roto Hardware

The only sliding system that we offer with Roto hardware. Well designed mechanism provides a proper and easy operation during its' use.

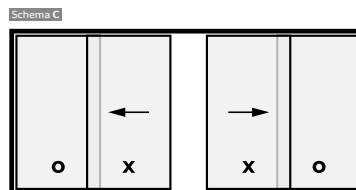
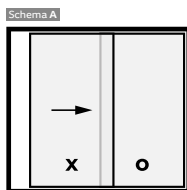


Aluminum sill cover

The bottom profile of a frame made of uPVC, it may have aluminum cover that increases the construction's durability, enhancing its' elegance at the same time.



schema



EvolutionDrive 82

uPVC



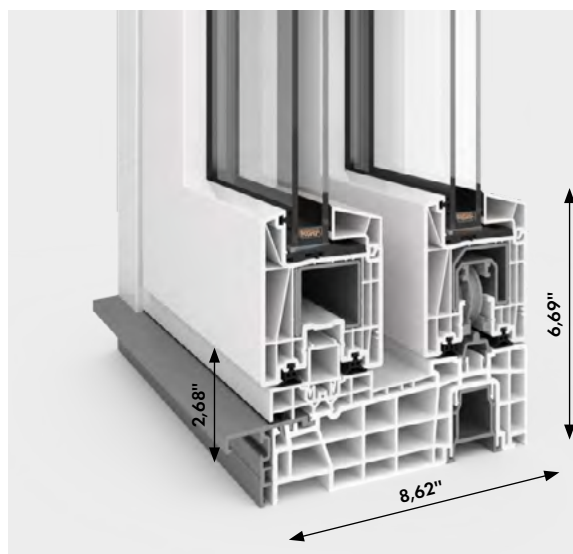
8' 6"

max height

9' 10"

max width of movable sash

SLIDING DOOR



Lift and slide door system that allows to make big glazing areas keeping good thermal properties at the same time. It is characterized by a possibility to use a low guiding rail and a threshold which allows the use of this system in buildings that are in compliance with ADA. EvolutionDrive 82 system has sashes with depth of 3 ¼ inches, thanks to which it may be complemented with a wider, triple glazing package that has a low thermal coefficient.

V-Super weld

The welding process creates a low groove in a place of profiles' connection. The weld guarantees corners' durability on the highest level, keeping faultless product design.

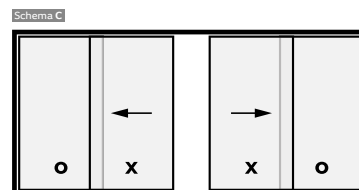
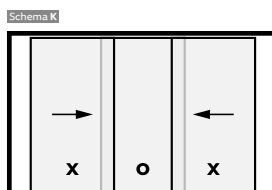
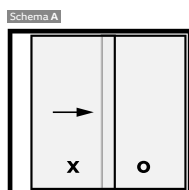


Aluminum sill

Sliding doors in this system can have an aluminum threshold in high 2 5/8" variant as well as low 1", depending on the assembly method.



schema



HST 85

uPVC

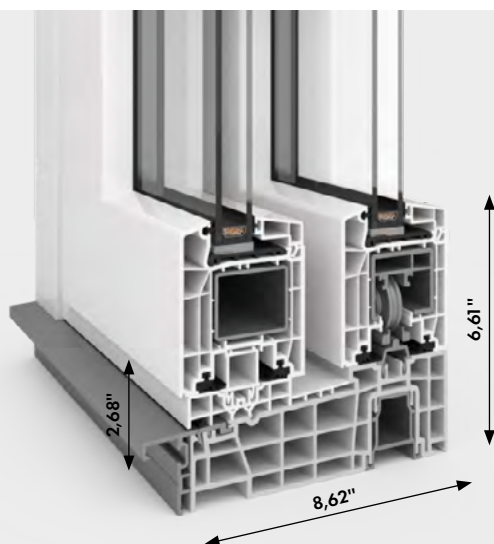


8' 6"

max height

11' 5 1/2"


max width of movable sash



The HST 85 lift-and-slide door system is based on uPVC profiles and an aluminum threshold, which can be from 1" to 2 5/8" in height and have various thermal insulation parameters. To maintain the aesthetics finish in the Premium version, we enable the installation of Aluskin aluminum covers. The profiles can have a white, brown, cream, or anthracite core. Thanks to this, by using different colors of foil, you can obtain a similar color for the whole profile.

Aluminum covers

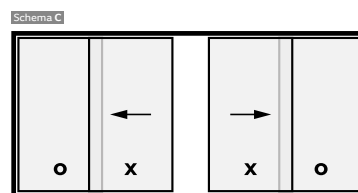
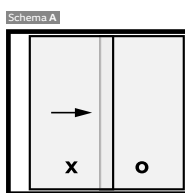
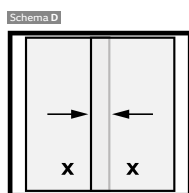
Optional aluminum covers combine the functionality of sliding doors in uPVC with modern aluminum finish from the external side.



G-U Hardware

Well designed and commonly used around the world hardware of sliding doors from G-U company, provides a light operation while opening or sliding the sash.

schema



Foldline

ALUMINUM

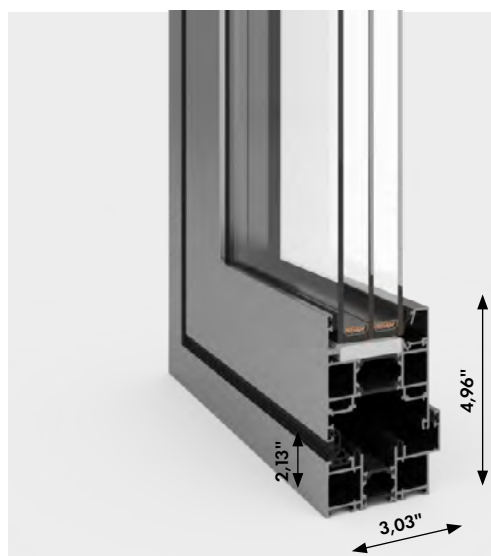


9' 2"

max height

3' 3"

max width of movable sash



The main advantage of the Fold Line is the almost complete elimination of the barrier between the interior of the room and the open space after opening doors. This folding door can have up to 7 folding sashes, which, depending on the configuration chosen, can be folded outside or inside the building. An additional advantage of this system is the possibility to choose a solution with side doors that open in a standard way, creating a hybrid solution for balcony and folding doors closed in one frame.


One rail

Guiding rail and on it there is a roll mechanism which is a key element in a proper and light operation, regardless of chosen opening scheme.



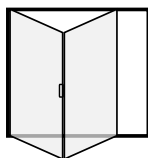
Handle wherever you need it

The construction can have small handrails and handles. A sash that has a simple handle, and a standard type of opening can be positioned not only on a marginal sash.

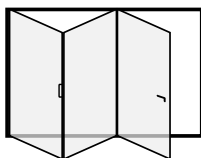


schema

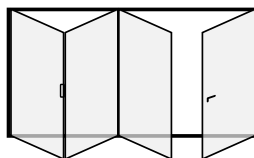
220



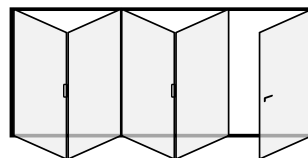
330



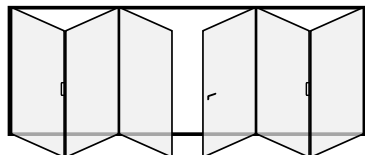
431



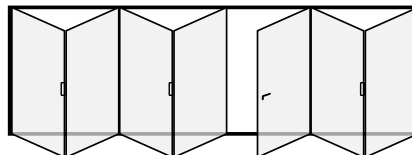
541



633



743



with more configuration...

CorVision

ALUMINUM




9' 10"

max height

8' 2"

max width of movable sash



The CorVision system was created to minimize the visibility of profiles, which may constitute only 9% of the structure. This is to increase the glazing and improve the aesthetic experience of this prestigious solution. The effect obtained has been further improved by enabling the embedding of lower, upper and side frames. Frames ensure high durability and allow the use of sashes with a maximum weight of 705lbs.


Invisible frame

Each side of a frame can be covered in a building. Additionally, the sash profiles are so thin (3/4") that you obtain clear surface without any barriers.

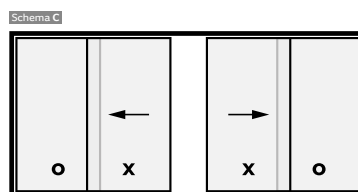
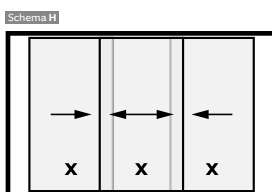
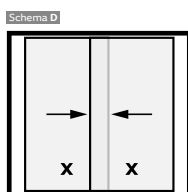
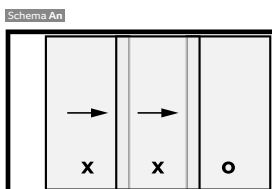
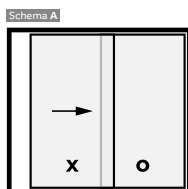


Slide all

Choosing the Galandage option, you can slide all sashes into the wall and create totally open space between inside space and garden.



schema



CorVision PLUS⁺

ALUMINUM




13'

max height

13'

max width of movable sash



Sliding CorVision Plus system, is intended for use in places where large glazing is planned. This prestigious system allows the glass area to be as much as 94% of the opening which gives access to the maximum amount of natural light. CorVision Plus allows you to hide the frames around the perimeter and just only the 1" wide centre post remains visible. The permissible sash weight is 1500 lbs (880lbs when opening manually) what gives possibility to use triple glazing unit. And this allows to maximize the thermal properties of this solution.

Hidden handle

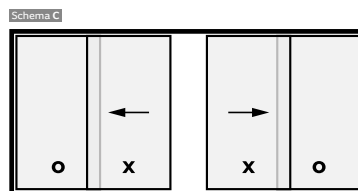
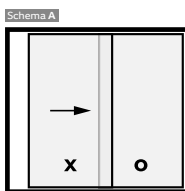
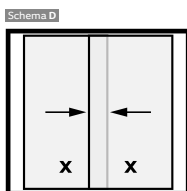
Details are important. The handle is part of the door sash, thanks to which the style of the entire product is maintained without any protruding elements.



Easy to slide

The sliding system is based on stainless steel rollers which not only provides protection but also allows for easy movement of the sash even with the largest possible structure.

schema



MB-77 HS

ALUMINUM



AW₅₀

Sliding door


10' 10"

max height

10' 10"

max width of movable sash


SLIDING DOOR



Thanks to the appropriate structure of profiles and hardware, this lift and slide doors provide full thermal comfort, panoramic view, and ease of use. The door frames are available in three variants -monorail, two-rail and three-rail. Due to the use of profiles with an appropriate durability, the system allows the creation of a structure which can freely fill the entire wall of the room and create a thin line of connection between the interior and the surrounding environment.

Moving corner

Sliding door does not always have to create a glazing only for one wall. A choice of a solution with an extensible corner allows corner glazing of a building and a full connection of the building's corner with a garden once it is opened.



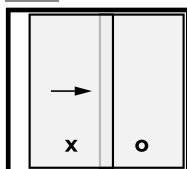
Both side handles

Depending on the need, each operable sash can be equipped with a handle on the inside and a handrail on the outside or even handles on both sides.

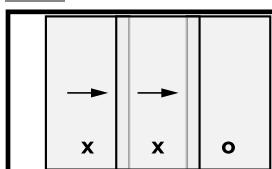


schema

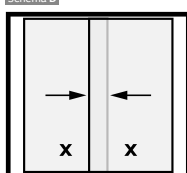
Schema A



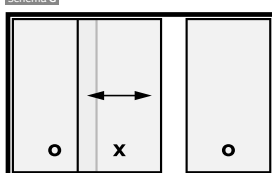
Schema An



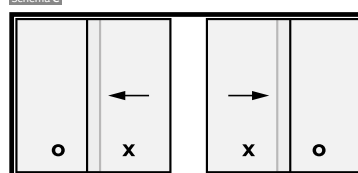
Schema D



Schema G



Schema C



Ultraglide

ALUMINUM



CW₅₀

Sliding door

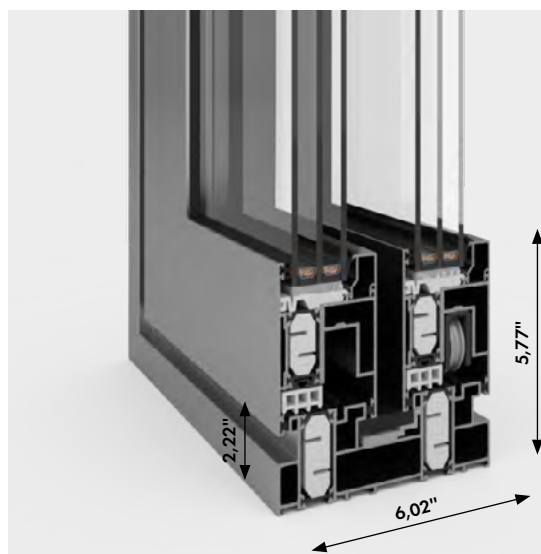
10' 2"

max height

9' 10"

max width of movable sash

SLIDING DOOR



Customized for the latest requirements in the field of thermal insulation, esthetics and safety. In this system, special separators were used which guarantee high thermal properties. Such lift and slide doors allow to design constructions of great sizes which provides a perfect illumination of the interiors and sense of space, at the same time keeping stability and high functionality during its' use.

Monorail

Perfect solution to achieve maximal glazings area. The choice of an appropriate frame will allow its' glazing in the fixed area, thanks to which only the operable unit has a standard sash.



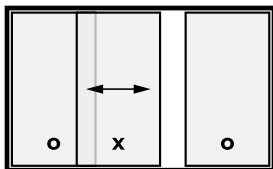
G-U Hardware

Well designed and commonly used around the world sliding doors system from G-U company, provides a light operation while opening or sliding the sash.

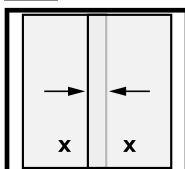


schema

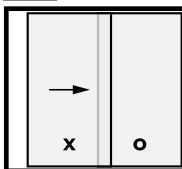
Schema G



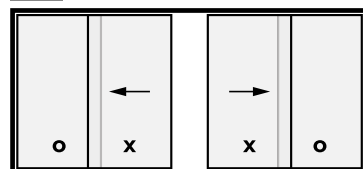
Schema D



Schema A



Schema C







INSECT SCREENS

Screens have durable mesh that protect the interior against insects and impurities coming from the outside (for example leaves, dusts). You can choose between flat-framed, opening, sliding, and folding insect screens. Possibility to choose not only its kind but also the assembly type, which provides a wide offer for any needs from the offered windows, doors and sliding systems.

Insect screens

FOR WINDOWS & DOORS



flat screen

FOR WINDOWS

Window insect screen system made of extruded aluminum. Insect screens have a brush sealing and the ease of assembly on the windows frame is provided by special hooks.

opening screen FOR DOORS

The compact build of this insect screen provides a great functionality without taking up too much space in a closed position. In order to keep a proper protection from insects it is equipped with brush gaskets.



folding screen FOR SLIDING DOORS

Insect screen with a pleated mesh, has been made in order to save space. It has a well developed sliding system which will be appropriate for patio doors, as well as sliding systems.



sliding screen FOR SLIDING DOORS

A type of insect screen that uses the mechanism of parallel guide rails in the top and bottom part of the frame. This solution is dedicated to all sliding systems.








INTERIOR **DOORS**

Interior doors can be found in every home. Nowadays, their functionality is not the only thing that matters. Thanks to the wide range of accessories and various design possibilities, choosing the right doors will highlight the advantages of a perfectly furnished house. Thanks to our selected models of interior doors you can do this easily.



Interior doors

MDF



36"


max width

96"

max height

1-9/16"

width MDF sash stiles



You can choose a fixed, adjustable frame with a 2-3/8" or 3-1/8" band.

The doors in our offer are characterized by original and interesting design as well as very good quality of finishing and attention to any detail. It is possible to use standard or adjustable frame, panel doors in rebated versions, as well as non-rebated or sliding versions. These options of configuration should meet the needs for each type of building.

SELECTED MODELS Interior Doors

Altamura



Baldur



Buddleja



Daboecia



Phlox



Yucca



Crocus



Isotoma



Magnolia



Miscanthus



Nemesia



www.lophiraglass.com





SEGMENTAL **GARAGE DOORS**

Our segmental garage doors have high quality elements, those are panels made of galvanized steel plates and well designed sealing of the entire sash. Wide range of available colors, additional decorative applications and glazings, allow to match the needs of even most demanding clients.

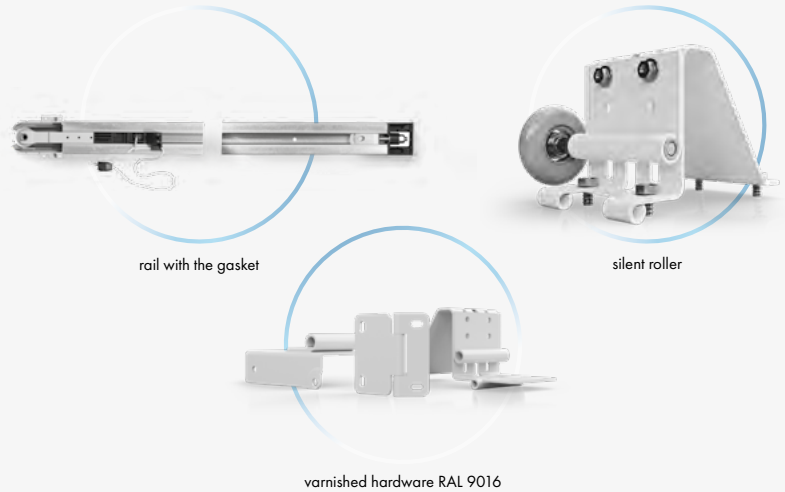


Segmental garage doors can be equipped with a Quiet, Safe or Premium package, fulfilling any technological needs at the same time. Possibility to cover panels with any RAL color or a veneer matching with the manufactured uPVC windows, that creates color consistency and available accessories such as glazings or decorations provide a complete personalization and matching patterns with All in one collection.




Silence... will be provide
by the INFINITI QUIET!

- fluent and silent garage door operation
- aesthetic and functionality at the highest level
- the garage door harmonizes with the rest of joinery
- comfort for the most demanding clients – soundproof mechanisms




Safety is provided by Infiniti SAFE!

- optimal safety for all householders and your car
- ensures work even with longer power cuts
- garage door harmonizes with the rest of joinery
- dedicated antiburglary protection




Premium class only with Infiniti Premium!

- design and aesthetic at the highest level
- provides soundproof against external noise
- working garage mechanisms are inaudible
- provides safety for residents



Embossing

Thanks to the possibility of choosing embossings, it is possible to make not only smooth panels without embossings but also panels with high or low embossing.



Panels' structure

The structure of panels, allows to match a garage door perfectly with the building's look. Due to that fact, all the panels can have smooth or woodgrain structure.




Glazings

Vertical or horizontal glazings on the one or few panels, provide a light inside the garage and increase the aesthetic values of the entire building.



Decorations

Made of chrome steel which provides an exclusive look and individual character of the gate. They are also an element of All In One Design with patterns: Torino, Firenze and Verona




Service door

They increase the service life of the drive and springs and provide heat energy saving which comes from the lack of need to open the gate when we want to leave the garage.

Aluminum section

An element made of aluminum construction which is a substitute for one or a few standard gate's panels. The section is filled with a translucent acrylic mat glass.



Nuun Eco

ALUMINUM PERGOLAS




13' 1"

max width

9' 10"

max height



The Pergola is an extension of the living room to the garden part. The structure consists of a stable aluminum frame and an opening roof, thanks to which the amount of light on the terrace can be adjusted. Innovative solution as rain, wind and temperature sensor give you extra possibilities to access for this space regardless of weather conditions without yours moves.

Lighting & sensors

Additional options as LED lighting around the perimeter of the structure or automatic control systems by rain, wind and temperature sensors gives you more calm and enjoyment during using this space




Movable lamellae

Depending on the weather and yours preference roof can be open to the sun or close if need more shadow or rain is coming. And all of this can be done just by click the buton or automaticlly by sensors.



Drainage system

Proper water drains from the roof is ensured by special drainage which runs from the upper part through a tunnel in the legs of the pergola as far as the outlet in their lower parts.






ALUMINUM **PERGOLAS**

The backyard terrace is a place where social and family life is vibrant. The pergolas we produce offer several square feet of additional space for spending free time outside, regardless of the weather conditions. Durable aluminum construction and proven components will allow you to enjoy your home terrace for many years.







ALL IN ONE

The All in One Design elegant line of products not only saves time required for selecting the joinery but above all guarantees a harmonious look of windows, doors, garage doors, and roller shutters. Moreover, this solution ensures complete technological consistency and convenience when ordering all the joinery elements from a single manufacturer. The All in One Design is available in both uPVC and aluminum versions of products to suit the customers' needs.



Timeless design

The elements are characterized by elegance and subdued colors and materials in a matte finish. An additional advantage is the subtle glazing and a delicate aluminum cover.





Beauty hidden in simplicity

The combination of color, simple cutters and glass gives the structure an original appearance in its simplicity. The door uses a handrail that fits perfectly with the glass.





In harmony with nature

A project that will work in all modern buildings. Designers focused on nature - the surface of the board may resemble stone, and the veneers look almost like wood.





A simple form and elegance

When creating this set, the inspiration was the classic and one-color constructions, which is visible at first glance. A slight break is the pattern on the door made of Inox overlays.





Contrasts for the brave

The set changes traditional thinking about design and creates a full range of possibilities through a wide range of colors. All additional materials were used here - wood, glass, aluminum covers.





Style expressed in details

A composition for lovers of accessories with a sharpened finish. Modern accessories in the form of a simple handrail and rectangular, matt Inox overlays were used here.





Classics with a modern touch

Subtle glazing on the door and gate in combination with the Inox frame will surely win the recognition of lovers of subdued solutions. The choice of veneer in this case comes down to one color.





Colour playing the first fiddle

The multitude of solutions used here reflects the soul of Italian cities, where the power of monuments can astonish you. Apart from the color, the most important role here is played by glass, cutters and aluminum covers.



American Systems

NEW SYSTEMS

designed for the American market



Order all windows and doors you need from a single source.






Familiar systems
with outstanding performance

Advanced features:



integrated nailing fin



integrated window screen



efficient double glazing units



Lophira
glass

The above information is not an offer within the meaning of the law, but commercial marketing information, based on which final expectations regarding the type of solutions used in the product cannot be drawn. The basis for the relationship of the Parties is a confirmed order in which detailed technical solutions were included, guaranteed by Lophira

U-factor values included in the catalog are simulated or calculated values for given window size, with a use of available profiles of a given system and specific IGU. That is why the values for windows ordered may differ from those presented here.

Values that come from structural and acoustic tests presented in the catalog refer to tested construction of a given size and specifications and they are not guaranteed for any ordered window in a given system.



**Lophira
glass**

something **more**

14.12.2023



www.lophiraglass.com